
May 14th, 2026

**Board of Directors Members Present
in Person:**

Members Present via MS Teams:

**North Sound Behavioral Health
Administrative Services Organization
(North Sound BH-ASO) Staff Present:**

Guests Present:

- 1. Call to Order and Introductions** – Chair
- 2. Tribal Acknowledgement** – Chair
[Tribal Behavioral Health | North Sound BH-ASO \(nsbhaso.org\)](https://www.nsbhaso.org)
- 3. Revisions to the Agenda** – Chair
- 4. Approval of the April 9th, 2026, Minutes, Motion #26-19** – Chair.... Attachment
- 5. Comments & Announcements from the Chair** - Chair
- 6. Reports from Members** - Chair
- 7. Comments from the Public** - Chair
- 8. Report from the Advisory Board**
Kara Allen, Advisory Board Chair
- 9. Report from the Finance Officer** Attachments
Kim Nakatani, Senior Accountant
- 10. Report from the Governance Operations Committee** - Chair

All matters listed with the Consent Agenda have been distributed to each Member for reading and study, are considered to be routine, and will be enacted by one action of the Board of Directors with no separate discussion. If separate discussion is desired, the item may be removed from the Consent Agenda and placed on the Regular Agenda by request of a Member.

Consent Agenda - ChairAttachment
Motion #26-20

- To review and approve the North Sound Behavioral Health Administrative Services Organization claims paid from April 1st, 2026, through April 30th, 2026, in the amount of \$2,400,654.29.
- Payroll for the month of April in the amount of \$276,624.48 and associated employer benefits in the amount of \$141,765.68.

11. Action Items – Lisa Hudspeth, Contracts Manager

For Board Approval

Lindsay Lopes, Deputy Director

Health Care Authority (HCA) – K9347 AMD 4

- HCA-NS BH-ASO-K8347 AMD 4 is an off-cycle amendment to North Sound BH-ASO’s contract with Health Care Authority (HCA).
- The purpose of this amendment is to provide an increase of \$1,102,710.00 in funding for start-up and operations in Crisis Stabilization Facilities.

Motion #26-21

HCA-NS BH-ASO-K8347 AMD 4 in the amount of \$1,102,710.00 to provide additional funding for start-up and operations in Crisis Stabilization Facilities.

12. Introduction Items

The contracts fall into five distinct categories:

- Health Care Authority (HCA) contracts.
- Department of Commerce (DOC) contract.
- Downstream contracts for General Fund-State (GF-S) Mandatory Services
- Downstream contracts for Substance Use Prevention Treatment and Recovery Support Services (SUPTRS) Priority Services
- Downstream contracts for GF-S/SUPTRS/Mental Health Block Grant (MHBG) Services within Available Resources (Mental Health & Substance Use Disorder Outpatient, SUD Residential, Triage Services), HARPS services, and Community Behavioral Health Rental Assistance (CBRA) services.

Downstream contracts align with and are funded through the HCA and DOC contracts. As a result, the same contract may appear under multiple funding categories.

Health Care Authority (HCA) – K8347 AMD 5

- HCA-NS BH-ASO-K8347 AMD 5 is providing the GF-S funding for the period of July 1, 2026, through December 31, 2026, and Federal Block Grant funds for the period of July 1, 2026 to June 30, 2027.
 - GF-S/Proviso 6-month allocation: \$
 - SUPTRS 12-month allocation - \$
 - MHBG 12-month allocation - \$

Motion #XX-XX

HCA-NS BH-ASO-K8347 AMD 5 in the amount of \$ to provide GF-S and Proviso funding for the period of July 1, 2026, through December 31, 2026, and Federal Block Grant funding for the period of July 1, 2026, through June 30, 2027.

Health Care Authority (HCA) – K6914 AMD 6

- HCA-NS BH-ASO-K6914 AMD 6 is allocating the Housing and Recovery through Peer Services (HARPS) funding for the team serving Skagit & Whatcom Counties and the rental subsidies for all five counties for the period of July 1, 2026, through June 30, 2027. The estimated allocation is \$697,380.00.

Motion #XX-XX

HCA-NS BH-ASO-K6914 AMD 6 to provide Housing and Recovery through Peer Services (HARPS) funding in the amount of \$697,380.00 for the period of July 1, 2026, through June 30, 2027.

Department of Commerce – Community Behavioral Health Rental Assistance (CBRA) Program

- DOC-NS BH-ASO providing Community Behavioral Health Rental Assistance (CBRA) Program for the period of July 1, 2026, through June 30, 2027, in all five counties. The estimated 12-month allocation is \$1,512,508.96.

Motion #XX-XX

DOC-NS BH-ASO in the amount of \$1,512,508.96 to provide CBRA funding for the period of July 1, 2026, through June 30, 2027.

GF-S Mandatory Services

- The following contracts provide **mandatory behavioral health services** within the North Sound region (Crisis Outreach, Involuntary Treatment Act (ITA) Services, ITA inpatient, Secure Withdrawal Management and Proviso Funding). Crisis Services include Funding for General Fund-State (GF-S) services is allocated on a **six (6) month basis**.

Compass Health

- Crisis – Mobile Rapid Response Crisis Teams (MRRCT)
 - 6-month allocation: \$
- Crisis – Endorsed MRRCT
 - 6-month allocation: \$

- Crisis – Child, Youth and Family Crisis Outreach Team (CYFCT)
 - 6-month allocation: \$
- Evaluation and Treatment (E&T) Services
 - 6-month allocation: \$
- E&T Discharge Planners
 - 6-month allocation: \$
- Program for Assertive Community Treatment (PACT)
 - 6-month allocation: \$

Snohomish County

- Mobile Crisis Outreach
 - 6-month allocation: \$
- Designated Cannabis Account (DCA)
 - 6-month allocation: \$
- Jail Transition Services
 - 6-month allocation: \$
- Trueblood Funds
 - 6-month allocation: \$

Volunteers of America

- Toll-Free Crisis Hotline
 - 6-month allocation: \$

Telecare

- Evaluation and Treatment (E&T) Services
 - 6-month allocation: \$
- E&T Discharge Planners
 - 6-month allocation: \$

Lifeline Connections

- Program for Assertive Community Treatment (PACT)
 - 6-month allocation: \$

Snohomish County Superior Court

- Juvenile Treatment Services
 - 6-month allocation: \$
- Assisted Outpatient Treatment (AOT) / Recovery Support Court Coordinator
 - 6-month allocation: \$

Island County

- Designated Cannabis Account
 - 6-month allocation: \$
- Jail Transition Services
 - 6-month allocation: \$
- Trueblood Funds
 - 6-month allocation: \$

San Juan County

- Designated Cannabis Account
 - 6-month allocation: \$

Sea Mar Community Health Centers

- New Journeys First Episode Psychosis Program
 - 6-month allocation: \$

Skagit County

- Designated Cannabis Account
 - 6-month allocation: \$
- Jail Transition Services
 - 6-month allocation: \$
- Trueblood Funds
 - 6-month allocation: \$

Whatcom County

- Designated Cannabis Account
 - 6-month allocation: \$
- Jail Transition Services
 - 6-month allocation: \$
- Trueblood Funds
 - 6-month allocation: \$

Motion #XX-XX

Move to approve the following contract amendments to provide funding to continue mandatory behavioral health services, as described above. All contracts listed below have a term of January 1, 2026, through December 31, 2026, with an automatic one-year renewal on January 1, 2027, contingent upon continued compliance with contract terms.

- NS BH-ASO-Compass Health-ICCN-26 AMD 2
- NS BH-ASO-Snohomish County-ICCN-26 AMD 2
- NS BH-ASO-Volunteers of America-ICCN-26 AMD 1
- NS BH-ASO-Telecare-ICCN-26 AMD 1
- NS BH-ASO-Lifeline Connections-ICN-26 AMD 1
- NS BH-ASO-Snohomish County Superior Court-ICN-26 AMD 1
- NS BH-ASO-Island County-ICN-26 AMD 1
- NS BH-ASO-San Juan County-ICN-26 AMD 1
- NS BH-ASO-Sea Mar-ICN AMD 2
- NS BH-ASO-Skagit County-Interlocal-26 AMD 1
- NS BH-ASO-Whatcom County-ICN-26 AMD 1

Substance Use Prevention, Treatment & Recovery Support Services (SUPTRS) & Mental Health Block Grant (MHBG) Priority Services

- The following contracts provide **SUPTRS and Mental Health Block Grant (MHBG) priority services**, focused on targeted populations and required service priorities (Pregnant & Parenting Women Housing Services (PPW), Individuals using Intravenous Drugs (IUID) and Opiate Outreach).

Brigid Collins

- Pregnant and Parenting Women (PPW) Housing Support Services
 - 6-month allocation: \$

Evergreen Recovery Centers

- PPW Housing Support Services
 - 6-month allocation: \$

Catholic Community Services Northwest

- PPW Housing Support Services
 - 6-month allocation: \$

Community Action of Skagit County

- Opiate Outreach
 - 6-month allocation: \$

Island County

- Opiate Outreach
 - 6-month allocation: \$
- HARPS Subsidies
 - 6-month allocation: \$

Mount Baker Presbyterian Church (MBPC)

- Opiate Outreach
 - 6-month allocation: \$

Snohomish County

- Opiate Outreach
 - 6-month allocation: \$

Whatcom County

- Opiate Outreach
 - 6-month allocation: \$

Telecare Corporation

- Peer Bridger Program
 - 6-month allocation: \$

Motion #XX-XX

Move to approve the following contract amendments to provide funding to continue SUPTRS and MHBG priority services, as described above. All contracts listed below have a term of January 1, 2026, through December 31, 2026, with an automatic one-year renewal on January 1, 2027, contingent upon continued compliance with contract terms. Funding is allocated on a six (6) month basis.

- NS BH-ASO–Brigid Collins–ICN-26 AMD 1
- NS BH-ASO–Evergreen Recovery Centers–ICN-26 AMD 2
- NS BH-ASO–Catholic Community Services NW–ICN-26 AMD 1
- NS BH-ASO–Community Action of Skagit County–ICN-26 AMD 1
- NS BH-ASO–Island County–ICN-26 AMD 1
- NS BH-ASO–Mount Baker Presbyterian Church–ICN-26 AMD 1
- NS BH-ASO–Snohomish County–ICCN-26 AMD 1
- NS BH-ASO–Whatcom County–ICN-26 AMD 1
- NS BH-ASO–Telecare–ICN-26 AMD 1

GF-S / SUPTRS / MHBG SERVICES WITHIN AVAILABLE RESOURCES

- The following contracts provide behavioral health services **within available resources**, supporting system capacity and local service needs.
- **Unless otherwise noted, all contracts listed below have a term of January 1, 2026, through December 31, 2026, with an automatic one-year renewal on January 1, 2027, contingent upon continued compliance with contract terms. Funding is allocated on a six (6) month basis.**

City of Mount Vernon

- Co-Responder Program
 - 6-month allocation: \$

Compass Health

- Crisis Stabilization
 - Marc Healing Center
 - 6-month allocation: \$
 - Whatcom County Triage
 - 6-month allocation: \$
- Community Outreach and Recovery Support (CORS)
 - 6-month allocation: \$

Conquer Addiction

- Assisted Outpatient Treatment (AOT) and Least Restrictive Alternatives (LRA) – Snohomish County
 - 6-month allocation: \$

Evergreen Recovery Centers

- Homeless Outreach and Stabilization Team (HOST) – Snohomish County
 - 6-month allocation: \$
- HOST – Skagit/Island (SKIL)
 - 6-month allocation: \$
- Co-Responder Services – San Juan County
 - 6-month allocation: \$

Island County

- Co-Responder Program
 - 6-month allocation: \$

Lake Whatcom Center

- Program for Assertive Community Treatment (PACT)
 - 6-month allocation: \$

Pioneer Human Services

- Crisis Stabilization
 - Ituha (Island County)
 - 6-month allocation: \$
 - STAR Facility (Skagit County)
 - 6-month allocation: \$
- Withdrawal Management Services (Island, Skagit, Whatcom Counties)
 - Ituha (Island County)

- 6-month allocation: \$
- STAR Facility (Skagit County)
 - 6-month allocation: \$
- Whatcom County Triage
 - 6-month allocation: \$

Sea Mar Community Health Centers

- Crisis Stabilization
 - Lynnwood Crisis Care Facility
 - 6-month allocation: \$

Skagit County

- Co-Responder Program
 - 6-month allocation: \$

Snohomish County

- Co-Responder Program
 - 6-month allocation: \$

Snohomish County – AOT Support

- Court Clerk Office – AOT Expenses
 - 6-month allocation: \$
- Prosecutor’s Office – AOT Expenses
 - 6-month allocation: \$
- Public Defender Association – AOT Expenses
 - 6-month allocation: \$
- Superior Court – AOT Expenses
 - 6-month allocation: \$

Tulalip Tribes – Family Haven

- At-Risk Youth Services
 - 6-month allocation: \$

Whatcom County

- Alternative Response Team
 - 6-month allocation: \$

Motion #XX-XX

Move to approve the following contract amendments to provide funding to continue behavioral health services within available resources, as described above:

- NS BH-ASO–City of Mount Vernon–ICN-26 AMD 1
- NS BH-ASO–Compass Health–ICCN-26 AMD 2
- NS BH-ASO–Conquer Addiction–ICN-26 AMD 2
- NS BH-ASO–Evergreen Recovery Centers–ICN-26 AMD 2
- NS BH-ASO–Island County–ICN-26 AMD 1
- NS BH-ASO–Lake Whatcom Center–ICN-26 AMD 1
- NS BH-ASO–Pioneer Human Services–ICN-26 AMD 1
- NS BH-ASO–Sea Mar–ICN AMD 2
- NS BH-ASO–Snohomish County–ICCN-26 AMD 2

- NS BH-ASO–Snohomish County Court Clerk–AOT-26 AMD 1
- NS BH-ASO–Snohomish County Prosecutor’s Office–AOT-26 AMD 1
- NS BH-ASO–Snohomish County Public Defender Association–AOT-26 AMD 1
- NS BH-ASO–Snohomish County Superior Court–ICN-26 AMD 1
- NS BH-ASO–Tulalip Tribes–ICN-26 AMD 1
- NS BH-ASO–Whatcom County–ICN-26 AMD 1

Recovery Navigator Program (RNP)

- The following contracts provide **Recovery Navigator Program (RNP) services** across the North Sound region.
- **Unless otherwise noted, all contracts listed below have a term of January 1, 2026, through December 31, 2026, with an automatic one-year renewal on January 1, 2027, contingent upon continued compliance with contract terms. Funding is allocated on a six (6) month basis.**

Island County

6-month allocation: \$

Compass Health (San Juan County)

- 6-month allocation: \$

Community Action of Skagit County

- 6-month allocation: \$

Snohomish County

- 6-month allocation: \$

Whatcom County

- 6-month allocation: \$

Motion #XX-XX

Move to approve the following contract amendments to provide funding to continue Recovery Navigator Program services, as described above:

- North Sound BH-ASO–Island County–ICN-26 AMD 1
- North Sound BH-ASO–Compass Health–ICN-26 AMD 2
- North Sound BH-ASO–Community Action of Skagit County–ICN-26 AMD 1
- North Sound BH-ASO–Snohomish County–RNP-26 AMD 1
- North Sound BH-ASO–Whatcom County–ICN-26 AMD 1

Community Behavioral Health Rental Assistance (CBRA)

- These contracts provide **housing assistance and related services** for individuals transitioning from inpatient or residential care, with the goal of achieving long-term housing stability.
- Funding sources include:
 - Community Behavioral Health Rental Assistance (CBRA)
 - Governor’s Housing Initiative
 - Proviso 86 Housing Assistance
 - HARPS subsidies (as applicable)

- **Unless otherwise noted, all contracts listed below have a term of January 1, 2026, through December 31, 2026, with an automatic one-year renewal on January 1, 2027, contingent upon continued compliance with contract terms. Funding is allocated on a six (6) month basis.**

Bridgeways (Snohomish County)

- CBRA
 - 6-month allocation: \$
- HARPS Subsidies
 - 6- month allocation: \$
- Proviso 86
 - 6- month allocation: \$

Compass Health

- HARPS Subsidies (San Juan County)
 - 6- month allocation: \$
- CBRA (San Juan County)
 - 6-month allocation: \$
- CBRA (Snohomish County)
 - 6-month allocation: \$
- Proviso 86
 - 6-month allocation: \$

Lifeline Connections (Skagit & Whatcom Counties)

- HARPS Team and Rental Subsidies
 - 6-month allocation: \$
- CBRA
 - 6-month allocation: \$
- Governor’s Housing Initiative
 - 6-month allocation: \$
- Proviso 86
 - 6-month allocation: \$

Lake Whatcom Center (Whatcom County)

- CBRA
 - 6-month allocation: \$
- Governor’s Housing Initiative
 - 6-month allocation: \$
- Proviso 86
 - 6-month allocation: \$

Pioneer Human Services (Island County)

- CBRA
 - 6-month allocation: \$
- Proviso 86
 - 6-month allocation: \$

Opportunity Council (Whatcom County)

- CBRA
 - 6-month allocation: \$

- Proviso 86
 - 6-month allocation: \$

Motion #XX-XX

Move to approve the following contract amendments to provide funding to continue housing and rental assistance services, as described above:

- NS BH-ASO–Bridgeways–ICN-26 AMD 1
- NS BH-ASO–Compass Health–ICN-26 AMD 2
- NS BH-ASO–Lifeline Connections–ICN-26 AMD 1
- NS BH-ASO–LWC–ICN-26 AMD 1
- NS BH-ASO–PHS–ICN-26 AMD 1
- NS BH-ASO–Opportunity Council–ICN-26 AMD 1

13. Report from the Executive Director

Lindsay Lopes, Deputy Director

Crisis Metrics Report.....Attachment

14. Adjourn - Chair

Next Meeting: June 11th, 2026

North Sound Behavioral Health
Administrative Services Organization
Board of Directors
Meeting Minutes

April 9th, 2026

Board of Directors Members Present in Person:

- Justin Paulsen, Board Chair, County Council; San Juan County
- Peter Browning, Commissioner, Skagit County
- George Kosovich, Manager/Community Services Division, Designated Alternate for Peter Browning, Commissioner; Skagit County

Members Present via MS Teams:

- Jami Mitchell, Human Services, Designated Alternate for Justin Paulsen, County Council; San Juan County
- Nicole Gorle, Legislative Analyst, Designated Alternate for Nate Nehring, County Council; Snohomish County
- Darcy Cheesman, Legislative Aid, Designated Alternate for Sam Low, County Council; Snohomish County
- Jill Johnson, Commissioner, Island County
- Barry Buchanan, County Council; Whatcom County
- Carola Schmid, Designated Crisis Responder, Designated Alternate for Dave Somers, County Executive; Snohomish County
- Cynthia Foley: Senior Legislative Analyst, designated alternate for Strom Peterson, County Council; Snohomish County
- Jessica Rienstra, Designated Alternate for Barry Buchanan, County Council; Whatcom County
- Malora Christensen, Response Systems Division Manager, Designated Alternate for Satpal Sidhu, County Executive; Whatcom County

**North Sound Behavioral Health
Administrative Services Organization (North
Sound BH-ASO) Staff Present:**

- JanRose Ottaway Martin, Executive Director

- Kim Nakatani, Sr. Accountant
- Maria Arreola, Sr. Admin Assistant
- Joanie Wenzl, Clerk of the Board

Guests Present:

No guests were present

Call to Order and Introductions – Chair

The chair called the meeting to order and asked the board members to introduce themselves, both on-line and in person.

Tribal Acknowledgement – Chair

[Tribal Behavioral Health | North Sound BH-ASO \(nsbhaso.org\)](https://www.nsbhaso.org)

The Chair read the Tribal Acknowledgement

Revisions to the Agenda – Chair

None mentioned

Approval of the March 12th, 2026, Minutes, Motion #26-13 – Chair

Barry Buchanan moved the motion for approval Jill seconded, all in favor, none opposed

Comments & Announcements from the Chair – Chair

No comments from the Chair

Reports from Members – Chair

Board Members gave reports on the various behavioral health happenings in their respective counties

Comments from the Public – Chair

There were no comments from the public, none were in attendance

Report from the Advisory Board

There was no meeting in April, so no report is available

Report from the Finance Officer

Kim Nakatani, Senior Accountant

Kim gave the Financial Report. There were no questions

Report from the Governance Operations Committee – Chair

The date for the Board Annual Retreat will be August 13th. Location is TBD

All matters listed with the Consent Agenda have been distributed to each Member for reading and study, are considered to be routine, and will be enacted by one action of the Board of Directors with no separate discussion. If separate discussion is desired, the item may be removed from the Consent Agenda and placed on the Regular Agenda by request of a Member.

Consent Agenda - ChairAttachment

Motion #26-14

- To review and approve the North Sound Behavioral Health Administrative Services Organization claims paid from March 1st, 2026, through March 31st, 2026, in the amount of \$5,777,237.08.
- Payroll for the month of March in the amount of \$243,779.12 and associated employer benefits in the amount of \$128,679.24.

Barry Buchanan moved the motion for approval, Peter Browning seconded, all in favor, none opposed, motion #26-14 carried

1. Action Items – Lindsay Lopes, Deputy Director

For Board Approval

Health Care Authority

- North Sound BH-ASO received an off-cycle amendment to its contract with the Health Care Authority (HCA-NS BH-ASO-K8347 AMD 3), resulting in a **net funding decrease of \$401,260**. Key changes include:
- This amendment provides the following funding adjustments:
 - Funding Carry-Over
 - **\$495,225 – System of Care (SOC) Grant (Carry-Over Funds)**
 - Supports enhancements to existing youth Mobile Rapid Response Crisis Teams (MRRCT) in Snohomish County.
 - Carry-over funds do not impact budget.
 - Funds available: January 1, 2026 – September 29, 2026
 - Funding Increase
 - **\$50,000 – Tribal Designated Crisis Responder (DCR) Academy & Technical Assistance**
 - Supports training and technical assistance Tribal DCRs.
 - Funds available: January 1, 2026 – June 30, 2026
 - Funding Reduction/Correction
 - **(\$130,142) – Client Services in Facilities**
 - Adjustment to correct an over-allocation included in the January 1, 2026 amendment.
 - Original amount: \$795,516 → Revised amount: \$665,142.
 - Funds available: January 1, 2026 – June 30, 2026
 - **(\$320,879) – Crisis Endorsement Teams**
 - Adjustment to correct an over-allocation included in the January 1, 2026 amendment.
 - Original amount: \$616,346 → Revised amount: \$295,467.00.
 - Funds available: January 1, 2026 – June 30, 2026
 - No changes to program scope or service delivery are associated with this amendment beyond the funding adjustments noted above.

Motion #26-15

HCA-NS BH-ASO-K8347 AMD 3 providing a net funding decrease of \$401,260.00, including addition funding for Tribal Designated Crisis Responder Academy and Technical Assistance (1/1/26 – 6/30/26), reduction in Client Services in Facilities funding, as presented (1/1/26 – 6/30/26), and reduction in Crisis Endorsement Teams funding.

Peter Browning moved the motion for approval, Barry Buchanan seconded, all in favor, none opposed, motion #26-15 carried

Compass Health

- This is the downstream contract to add the \$495,225 of carry-over funds from HCA for enhancements to existing youth Mobile Rapid Response Crisis Teams (MRRCT) in Snohomish County
- These funds are to be used to enhance the existing Child, Family and Youth Crisis Team with Compass Health.

Motion #26-16

NS BH-ASO-COMPASS HEALTH-ICCN-26 AMD 2 to approve one-time funding in the amount of \$495,083 for youth MRCCT enhancements for the period of January 1, 2026, to September 29, 2026.

Peter Browning moved the motion for approval, Jill Johnson seconded, all in favor, none opposed, motion #26-16 carried

Salish Sea Psychotherapy and Consultation

- North Sound BH-ASO is currently partnered with Salish Sea Psychotherapy and Consultation to provide Tribal DCR Technical Assistance.
- This motion provides additional funding in the amount of \$15,000.00 for March 2026 and April 2026 invoices.

Motion #26-17

NS BH-ASO-SSPC-PSC-26 AMD 1 to provide Tribal Designated Crisis Responder Technical Assistance. The term of the contract is January 1, 2026 – June 30, 2026. The maximum consideration of this contract is \$15,000.00.

Peter Browning moved the motion for approval, Barry Buchanan seconded, all in favor, none opposed, motion #26-17 carried.

Evergreen Recovery Centers

- North Sound BH-ASO, in partnership with San Juan County Health & Community Services and the San Juan County Sheriff's Office, sought proposals for the provision of a Behavioral Health Co-Responder Program in San Juan County Washington.
- The program aims to provide behavioral health crisis intervention services by embedding a licensed behavioral health professional within law enforcement teams to respond to incidents involving individuals with mental health issues or behavioral crises.
- Two providers submitted applications and Evergreen Recovery Centers was the successful bidder.
 - The submitted annual budget is \$222,655.46, which does include one-time costs.

Motion #26-18

NS-BH-ASO-ERC-ICN-26 AMD 1 to approve Federal Block Grant (FBG) funding in the amount of \$55,663 for a BH Co-Responder in San Juan County for the period of April 1, 2026 – June 30, 2026. Peter Browning moved the motion approval, Barry Buchanan seconded, all in favor, none opposed, motion #26-18 carried

Report from the Executive Director

JanRose Ottaway Martin, Executive Director

Topics discussed:

- Crisis Metrics Report
- New Staff/NS BHASO/Michael Billingslea/IT Support Technician
- Moving forward with Tribal Liaison position
- Hosting 2nd Tribal DCR Academy in May
- New Facilities
- San Juan County Co-Responder
- Island County/HCA/ASO/MCO partnership model/rural behavioral health improvement strategies

Adjourn – The Chair adjourned the meeting at 2:22pm

Next Meeting: May 14th, 2026

North Sound Behavioral Health Administrative Services Organization
May 14th, 2026
Board of Directors Financial Notes
April 2026 Financial Statements

HIGHLIGHTS

1. The ratio of budget to actual revenues for State, Medicaid, MHBG, and SABG look stable and reflect slight favorable and unfavorable variances, primarily due to timing differences between billings and deposits. Budget variances are largely attributable to late payments and provider billing delays. As a result of these timing differences, overall service expenses are currently below budgeted levels.
2. The Revenue and Expense Statement remains stable as of the end of April, reflecting a net increase of \$1,450,849. This increase is primarily attributable to the receipt of new Proviso funding and MCO reconciliation payments. Variations in the MHBG and SABG fund balances are largely related to fluctuations in billing activity and reimbursement timing from the Health Care Authority. Overall, revenues continue to adequately support operating expenses.

As of December 31, 2025, the General Fund balance was \$8,186,221. The minimum required reserve is \$3,065,156 and the maximum allowed reserve is \$6,130,213.

3. The Medicaid fund balance is currently negative due to timing differences between provider billing and MCO payments. MCO payments are typically remitted at the beginning of the month, while the related expenses are not recognized until the following month. This timing difference temporarily reduces the fund balance until the corresponding MCO payments are recorded.

NOTES

1. We are presenting the financial statements for March 2026 for North Sound Behavioral Health Administrative Services Organization.
2. These monthly statements are prepared for the Board's use only. They provide a snapshot of expenses and revenue for a single calendar month compared with a hypothetical "year to date" projection. However, neither revenue nor expenditures occur on an equal 1/12 amount each month.

3. The North Sound BH-ASO adopts “calendar year” budgets, the funding allocations from the state is a state fiscal year basis [with adjustments every 6 months]. The exceptions are Federal Block Grant Funds which are allocated for the entire fiscal year.
4. Revenues and expenses are managed independently within each of the major funds, categories: Medicaid, State General Fund, Mental Health Block Grant, and Substance Abuse Block Grant.
5. Within ‘State General Funds’, allocations are further subdivided between general state funds, and the multiple “Proviso” funds allocated for specific services.
6. We have added two new lines at the bottom of the “Revenue and Expense” tab which shows the beginning and ending fund balance within each fund category for the state fiscal year. Also added are additional lines at the bottom to show the Net Income from Operations before the transfer of funds to the BHO.
7. The Budget to Actuals statement includes notes on areas where there is a variance between the hypothetical year-to-date budget and actual revenues and expenditures. Additional lines at the bottom show the transfer of funds separate from the normal operations.

NORTH SOUND BEHAVIORAL HEALTH ADMINISTRATIVE SERVICE ORGANIZATION
PRELIMINARY REVENUE and EXPENSE STATEMENT for APRIL 2026*
BUDGET TO ACTUALS

<u>REVENUES</u>	2026	YTD	YTD	Variance
	Budget	2026	2026	Favorable
		Budget	Actual	(Unfavorable)
Intergovernmental Revenues				
MHBG*	1,261,032	420,344	673,089	252,745
SABG*	3,078,998	1,026,333	1,248,466	222,133
State Funds*	45,059,518	15,019,839	14,108,479	(911,360)
Medicaid (MCO)*	14,899,609	4,966,536	4,358,990	(607,547)
Total Intergovernmental Revenues	64,299,157	21,433,052	20,389,024	(1,044,029)
Misc. Revenue **				-
Interest Revenue	400,000	133,333	97,377	(35,957)
Use of Fund Balance	0			
TOTAL REVENUES	\$ 64,699,157	\$ 21,566,386	\$ 20,486,400	\$ (1,079,985)

<u>EXPENDITURES</u>	<i>Budget Variances due to Fluctuations in Provider Invoicing and HCA Pay</i>			
Inpatient Treatment	\$ 1,700,000	566,667	\$ 403,502	163,164
ITA Judicial	2,854,976	951,659	716,380	235,279
Crisis Services	18,557,764	6,185,921	5,578,971	606,950
Crisis Teams - Children & Youth	2,416,259	805,420	894,492	(89,072)
MH Crisis Stabilization	800,000	266,667	22,328	244,339
E&T Services	1,016,506	338,835	553,363	(214,527)
E&T Discharge Planner	207,292	69,097	36,394	32,703
Jail Services	330,780	110,260	79,246	31,015
PACT Services	1,178,448	392,816	183,543	209,273
Assisted Outpatient Treatment			260,669	
Trueblood	223,944	74,648	46,153	28,495
BH Enhancement Funds	779,184	259,728	49,000	210,728
HOST	1,239,966	413,322	413,322	-
SnoCo Crisis Start up 32-Bed	779,498	259,833	45,415	214,418
Pilot per Proviso 13b Proviso Revenue Shift			69,245	
Crisis Endorsed Teams	4,679,952	1,559,984	1,414,583	145,401
MRSS - CYFT	744,426	248,142	95,547	152,595
988 - Enhanced Crisis Expenses (112)	1,230,988	410,329	113,786	296,543
MHBG Peer Bridger & State Funds	273,256	91,085	113,145	(22,060)
MHBG Expenditures ***	386,032	128,677	297,541	(168,864)
MHBG Co-Responder	875,000	291,667	213,626	78,041
MHBG PATH	207,459	69,153	72,969	(3,816)
HARPS Housing	707,380	235,793	247,674	(11,881)
DOC Housing	1,512,509	504,170	583,836	(79,666)
Proviso 86 Behavioral Health Housing	1,403,664	467,888	370,111	97,777
Governor Housing Voucher	25,000	8,333	10,076	(1,743)
Tribal DCR	93,000	31,000	29,287	1,713
DCA County Contracts	581,292	193,764	80,294	113,470
Recovery Navigator Program	2,204,829	734,943	993,058	(258,115)
Youth Inpatient Navigators			110,574	
SABG Peer Pathfinder	131,480	43,827	80,000	(36,173)
SABG Expenditures ****	100,000	33,333	99,065	(65,732)
SABG PPW Housing Support Services	400,000	133,333	107,902	25,432
SABG Opiate Dependency Outreach	1,407,314	469,105	432,553	36,552
SABG Engagement & Referral / Co-Responder	1,171,684	390,561	264,210	126,351
Withdrawal Management	2,546,956	848,985	581,302	267,683
Juvenile Drug Court	139,800	46,600	43,837	2,763
Client Services in New Crisis Stabilization Facilities	1,192,431	397,477		397,477
Client Services in Facilities	795,521	265,174	140,995	124,179
New Journey First Episode Psychosis	49,968	16,656	27,619	(10,963)
Other MH Services *****	1,434,153	478,051	785,722	(307,671)
Other SUD Services	1,532,000	510,667	591,188	(80,521)
Advisory Board	19,996	6,665	5,908	757
Subtotal - Services	57,930,708	19,310,236	17,258,430	2,051,806
Administration	6,368,449	2,122,816	1,777,121	345,696
TOTAL EXPENDITURES	\$ 64,299,157	\$ 21,433,052	\$ 19,035,551	\$ 2,397,501

Excess of Revenues Over (Under) Expenditure. \$ 1,450,849

* **THIS IS AN UNAUDITED STATEMENT**

* Medicaid and State revenue are paid in advance. MHBG, SABG and SAMHSA revenue are paid on an expense reimbursement method. Expenses are recognized when the bill is received.

** Misc. Revenue Includes Room Rental Fees, Tribal Conference, Salish Contract

*** MHBG Includes other MHBG services. Does not include Crisis or E&T

**** SABG Includes other SABG services. Does not include Crisis

NORTH SOUND BEHAVIORAL HEALTH ADMINISTRATIVE SERVICE ORGANIZATION
PRELIMINARY REVENUE and EXPENSE STATEMENT for APRIL 2026*

<u>REVENUES</u>	YTD 2026 Totals	YTD 2026 Medicaid	YTD 2026 State	YTD 2026 MHBG	YTD 2026 SABG
Intergovernmental Revenues					
MHBG*	673,089			673,089	
SABG*	1,248,466				1,248,466
State Funds*	14,108,479		14,108,479		
Medicaid (MCO)*	4,358,990	4,358,990			
Total Intergovernmental Revenues	20,389,024	4,358,990	14,108,479	673,089	1,248,466
Misc. Revenue **					
Interest Revenue	97,377		97,377		
TOTAL REVENUES	\$ 20,486,400	\$ 4,358,990	\$ 14,205,856	\$ 673,089	\$ 1,248,466

<u>EXPENDITURES</u>					
Inpatient Treatment	\$ 403,502		\$ 403,502		
ITA Judicial	716,380		716,380		
Crisis Services	5,578,971	2,519,696	3,059,275		
Crisis Teams - Children & Youth	894,492	647,486	247,007		
MH Crisis Stabilization	22,328		22,328		
E&T Services	553,363		553,363		
E&T Discharge Planner	36,394		36,394		
Jail Services	79,246		79,246		
PACT Services	183,543		183,543		
Assisted Outpatient Treatment	260,669		260,669		
Trueblood	46,153		46,153		
BH Enhancement Funds	49,000		49,000		
HOST	413,322		413,322		
SnoCo Crisis Start up 32-Bed	45,415		45,415		
Pilot per Proviso 13b Proviso Revenue Shift	69,245		69,245		
Crisis Endorsed Teams	1,414,583		1,414,583		
MRSS - CYFT	95,547		95,547		
988 - Enhanced Crisis Expenses (112)	113,786		113,786		
MHBG Peer Bridger & State Funds	113,145		59,198	53,948	
MHBG Expenditures ***	297,541			297,541	
MHBG Co-Responder	213,626			213,626	
MHBG PATH	72,969			72,969	
HARPS Housing	247,674		247,674		
DOC Housing	583,836		583,836		
Proviso 86 Behavioral Health Housing	370,111		370,111		
Governor Housing Voucher	10,076		10,076		
Tribal DCA	29,287		29,287		
DCA County Contracts	80,294		80,294		
Recovery Navigator Program	993,058		993,058		
Youth Inpatient Navigators	110,574		110,574		
SABG Peer Pathfinder	80,000				80,000
SABG Expenditures ****	99,065				99,065
SABG PPW Housing Support Services	107,902				107,902
SABG Opiate Dependency Outreach	432,553				432,553
SABG Engagement & Referral / Co-Responder	264,210				264,210
Withdrawal Management	581,302		581,302		
Juvenile Drug Court	43,837		43,837		
Client Services in New Crisis Stabilization Facilities					
Client Services in Facilities	140,995		140,995		
New Journey First Episode Psychosis	27,619		27,619		
Other MH Services *****	785,722		785,722		
Other SUD Services	591,188		591,188		
Advisory Board	5,908		5,908		
Subtotal - Services	17,258,430	3,167,181	12,469,435	638,084	983,730
Administration	\$ 1,777,121	326,128	1,450,992		
TOTAL EXPENDITURES	\$ 19,035,551	\$ 3,493,310	\$ 13,920,427	\$ 638,084	\$ 983,730

Net Income \$ 1,450,849 \$ 865,680 \$ 285,428 \$ 35,005 \$ 264,736

*Beginning Fund Balance 12/31/25	13,321,299	1,590,876	11,610,676	(265,581)	385,328
*Ending Fund Balance	14,772,148	2,456,556	11,896,104	(230,576)	650,064
Flexible GFS balance at 12/31/25			8,196,221		

*Note: State Fund Balance also includes Proviso Fund Balances which are designated for specific expenditures

* THIS IS AN UNAUDITED STATEMENT

* Medicaid and State revenue are paid in advance. MHBG, SABG and SAMHSA revenue are paid on an expense reimbursement method. Expenses are recognized when the bill is received.

** Misc. Revenue Includes Room Rental Fees, Tribal Conference, Salish Contract

*** MHBG Includes other MHBG services. Does not include Crisis or E&T

**** SABG Includes other SABG services. Does not include Crisis

***** Other MH Services Includes CORS, FYSPT, Outpatient Services, PATH match

NORTH SOUND BH-ASO**Warrants Paid**

April 2026

Type	Date	Num	Name	Amount
Bill Pmt -Check	04/03/2026	616022	Asian Counseling Treatment	-3,342.55
Bill Pmt -Check	04/03/2026	616035	Bridgeways	-80,609.79
Bill Pmt -Check	04/03/2026	616043	Catholic Community Services	-3,397.44
Bill Pmt -Check	04/03/2026	616066	Community Action of Skagit Co	-19,169.41
Bill Pmt -Check	04/03/2026	616068	Consejo Counseling	-17,022.61
Bill Pmt -Check	04/03/2026	616104	Evergreen Recovery	-27,182.08
Bill Pmt -Check	04/03/2026	616110	Firstline Communications (All Phase)	-152.32
Bill Pmt -Check	04/03/2026	616275	Haggen/Safeway	-57.04
Bill Pmt -Check	04/03/2026	616175	Lake Whatcom Center	-6,713.89
Bill Pmt -Check	04/03/2026	616181	Lifeline Connections	-22,907.20
Bill Pmt -Check	04/03/2026	616231	Office Depot	-33.43
Bill Pmt -Check	04/03/2026	616236	Opportunity Council	-34,013.35
Bill Pmt -Check	04/03/2026	616251	Pioneer Center	-28,104.77
Bill Pmt -Check	04/03/2026	616252	Pitney Bowes Pur Power	-44.58
Bill Pmt -Check	04/03/2026	616290	SHI	-6,436.88
Bill Pmt -Check	04/03/2026	616324	Telecare Corporation	-52,869.33
Bill Pmt -Check	04/03/2026	616355	Whatcom County Health Department	-43,705.97
Bill Pmt -Check	04/03/2026	616358	WOLF LEE HURST & SLATTERY PLLC	-720.00
Bill Pmt -Check	04/03/2026	616361	XANTHOS HEALTHCARE SOLUTIONS	-2,080.00
Bill Pmt -Check	04/10/2026	616400	Asian Counseling Treatment	-4,230.72
Bill Pmt -Check	04/10/2026	616434	City of Mt Vernon	-10,177.54
Bill Pmt -Check	04/10/2026	616441	Compass Health	-57,743.09
Bill Pmt -Check	04/10/2026	616442	Conquer	-41,192.45
Bill Pmt -Check	04/10/2026	616445	Copy & Print Store	-43.52
Bill Pmt -Check	04/10/2026	616546	Crothers, Linda-Reim	-65.53
Bill Pmt -Check	04/10/2026	616494	Island County Human Services	-148,413.22
Bill Pmt -Check	04/10/2026	616537	Lake Whatcom Center	-38,049.13
Bill Pmt -Check	04/10/2026	616544	Lifeline Connections	-38,838.10
Bill Pmt -Check	04/10/2026	616585	Office Depot	-15.54
Bill Pmt -Check	04/10/2026	616500	Ottaway Martin JanRose	-2,488.23
Bill Pmt -Check	04/10/2026	616619	Sea Mar	-8,328.00
Bill Pmt -Check	04/10/2026	616676	Smokey Point Behavioral Hospital	-26,589.75
Bill Pmt -Check	04/10/2026	616642	Snohomish Co Human Services	-41,249.84
Bill Pmt -Check	04/10/2026	616690	Whatcom County Health Department	-84,737.00
Bill Pmt -Check	04/10/2026	616696	Yellow Cab Co-op Inc.	-603.05
Bill Pmt -Check	04/17/2026	616736	Asian Counseling Treatment	-2,377.27
Bill Pmt -Check	04/17/2026	616777	Comcast	-819.50
Bill Pmt -Check	04/17/2026	616805	Evergreen Recovery	-556.60
Bill Pmt -Check	04/17/2026	616810	Firstline Communications (All Phase)	-1,202.28
Bill Pmt -Check	04/17/2026	616811	Frontline Cleaning Services LLC	-558.61
Bill Pmt -Check	04/17/2026	616851	Lake Whatcom Center	-3,302.26
Bill Pmt -Check	04/17/2026	616908	Office Depot	-7.70

NORTH SOUND BH-ASO

Warrants Paid

April 2026

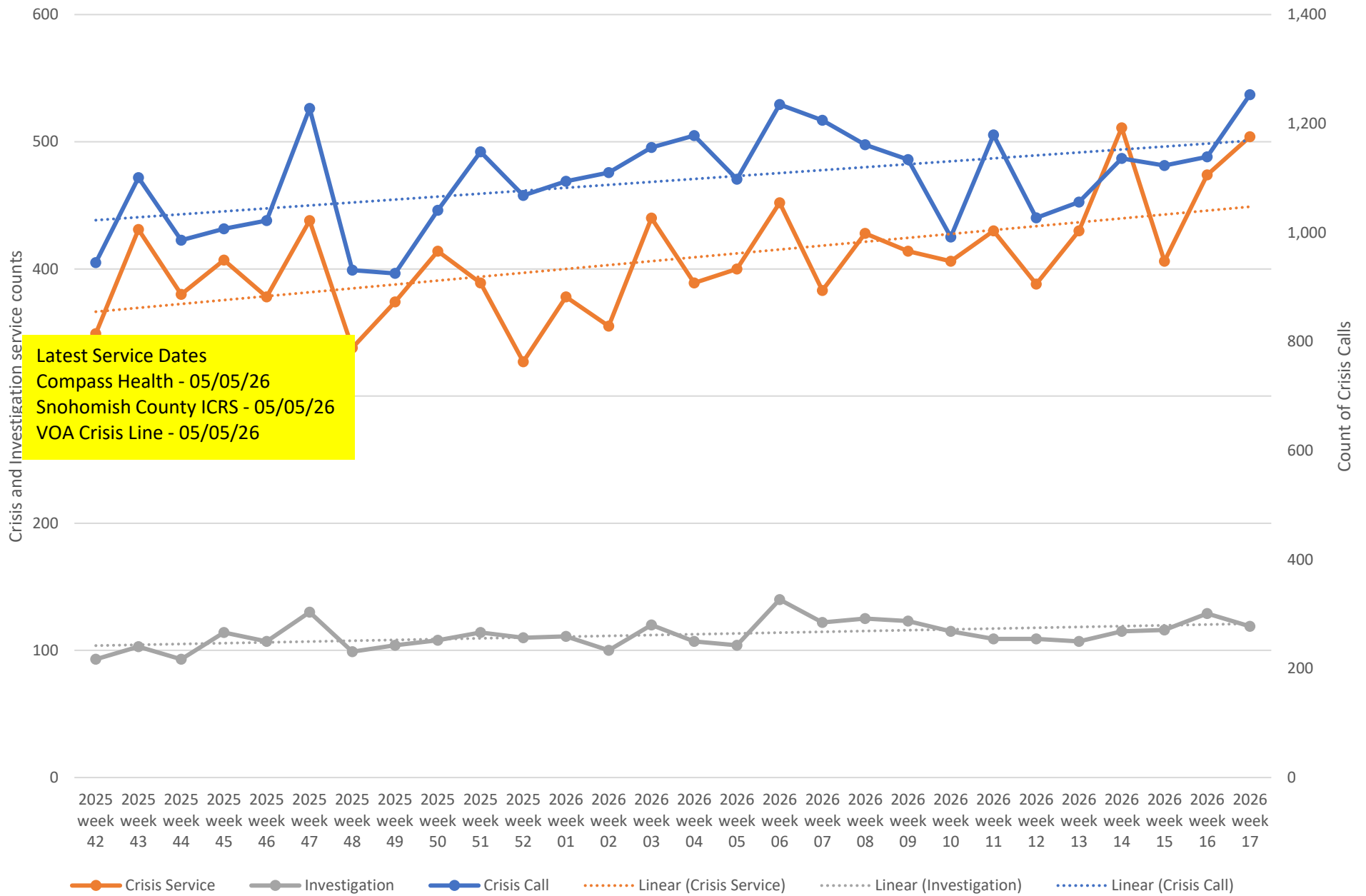
Bill Pmt -Check	04/17/2026	616965	Snohomish Co Human Services	-765,495.61
Bill Pmt -Check	04/17/2026	616968	SRS Property Management	-12,326.58
Bill Pmt -Check	04/17/2026	616978	Sylvie, Stacy	-1,785.00
Bill Pmt -Check	04/17/2026	616980	T-Mobile	-1,201.31
Bill Pmt -Check	04/17/2026	616983	Telecare Corporation	-42,238.35
Bill Pmt -Check	04/17/2026	617003	Volunteers of America	-221,685.92
Bill Pmt -Check	04/17/2026	616722	WA State Patrol	-11.00
Bill Pmt -Check	04/17/2026	617020	Whatcom County Health Department	-119,025.52
Bill Pmt -Check	04/17/2026	617026	XANTHOS HEALTHCARE SOLUTIONS	-10,010.00
Bill Pmt -Check	04/24/2026	617138	American Behavioral Health Systems, Inc	-27,702.10
Bill Pmt -Check	04/24/2026	617144	Asian Counseling Treatment	-2,151.08
Bill Pmt -Check	04/24/2026	617180	Compass Health	-43,547.76
Bill Pmt -Check	04/24/2026	617417	Culligan NW	-13.93
Bill Pmt -Check	04/24/2026	617405	Department of Retirement Services	-25.00
Bill Pmt -Check	04/24/2026	617199	Evergreen Recovery	-18,525.69
Bill Pmt -Check	04/24/2026	617216	Harborview Medical Center	-5,448.30
Bill Pmt -Check	04/24/2026	617219	Holman Recovery Center	-11,560.00
Bill Pmt -Check	04/24/2026	617259	Lifeline Connections	-23,003.54
Bill Pmt -Check	04/24/2026	617306	Pioneer Center	-41,592.00
Bill Pmt -Check	04/24/2026	617374	Telecare Corporation	-111,199.63
Bill Pmt -Check	04/24/2026	617391	US Bank	-8,505.28
Bill Pmt -Check	04/24/2026	617390	UW Medical Center	-69,749.30
Bill Pmt -Check	04/24/2026	617366	WA State Auditors Office	-141.10
Bill Pmt -Check	04/24/2026	617231	Wenzl, Joanie	-58.72
Bill Pmt -Check	04/29/2026	IGT	Skagit County Auditor	-3,500.00
Bill Pmt -Check	04/30/2026	606450	Wellfound Behavioral Health Hospital	0.00
				<u>-2,400,654.29</u>
				<u>-2,400,654.29</u>
				<u>-2,400,654.29</u>



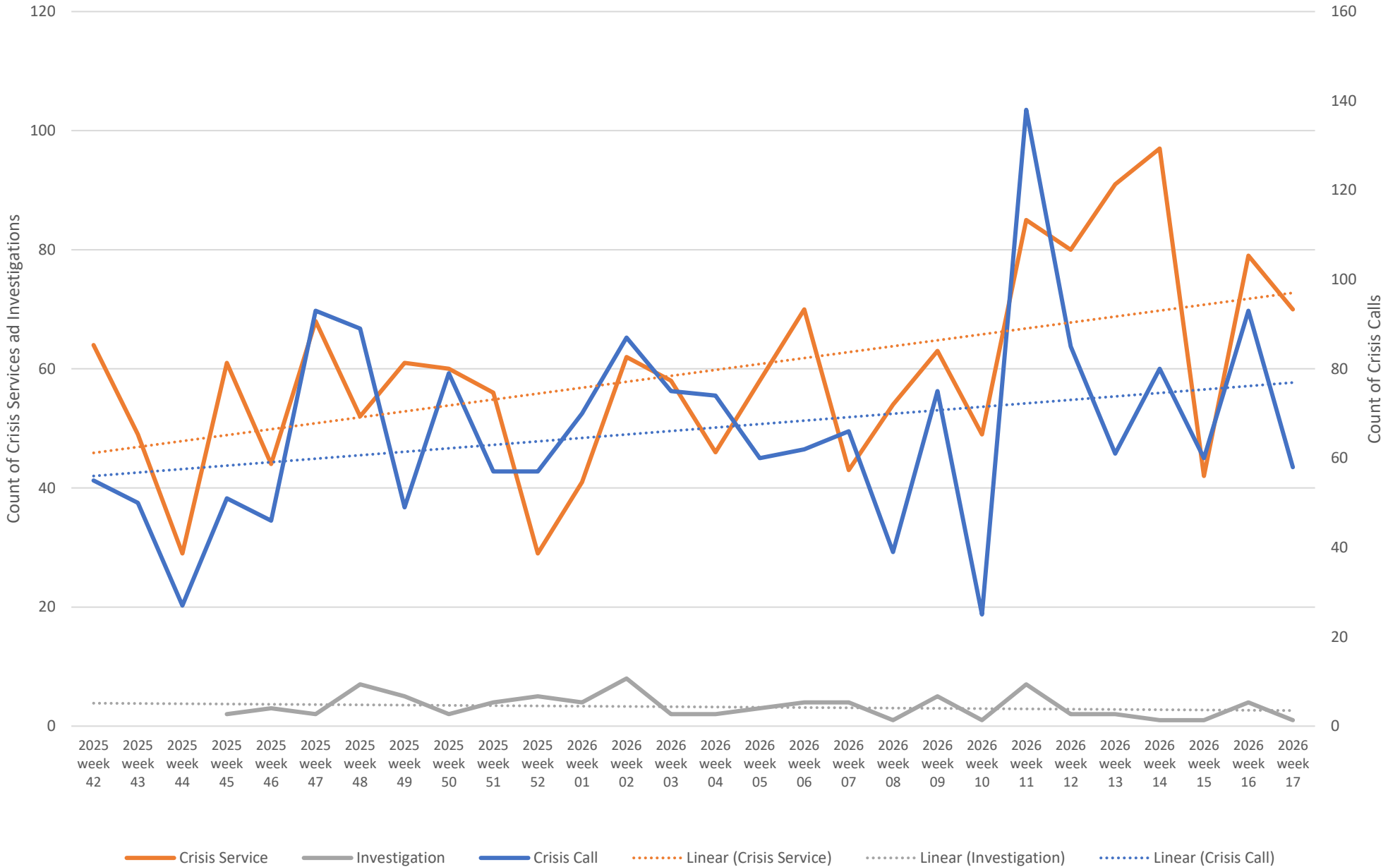
Weekly Crisis Capacity Indicator Snapshot

Page 2	Crisis Data - dates 10/12/25 to 04/25/26
Page 3	Crisis Data: Ages 0-17 - dates 10/12/25 to 04/25/26
Page 4	All DCR Dispatches - dates 10/12/25 to 04/25/26
Page 5	Endorsed Team BH Emergency Episodes (Linked to H2011 Crisis services with ET and UB mod) from 10/12/25 to 04/25/26
Page 6	Mobile Response Episodes (Telehealth Not included) from 10/12/25 to 04/25/26
Page 7	Telehealth Mobile Response Episodes Only from 10/12/25 to 04/25/26
Page 8	Weekly Staff Count - Staff providing Crisis or Investigation services 10/12/25 to 04/25/26
Page 9	Hospital placement locations (Invol and Vol) - No adjustment has been made for timely data - recent weeks likely low
Page 10	Telehealth only, crisis and investigation services from 10/12/25 to 04/25/26
Page 11	Crisis Service Unit Percent - Crisis Service units divided by Crisis units + Investigation units
Page 12	Place of Service -Crisis Services, percent of total by week
Page 13	Place of Service -Investigations, percent of total by week
Page 14	North Sound BH ASO Walkaway Chart 10/12/25 to 04/25/26

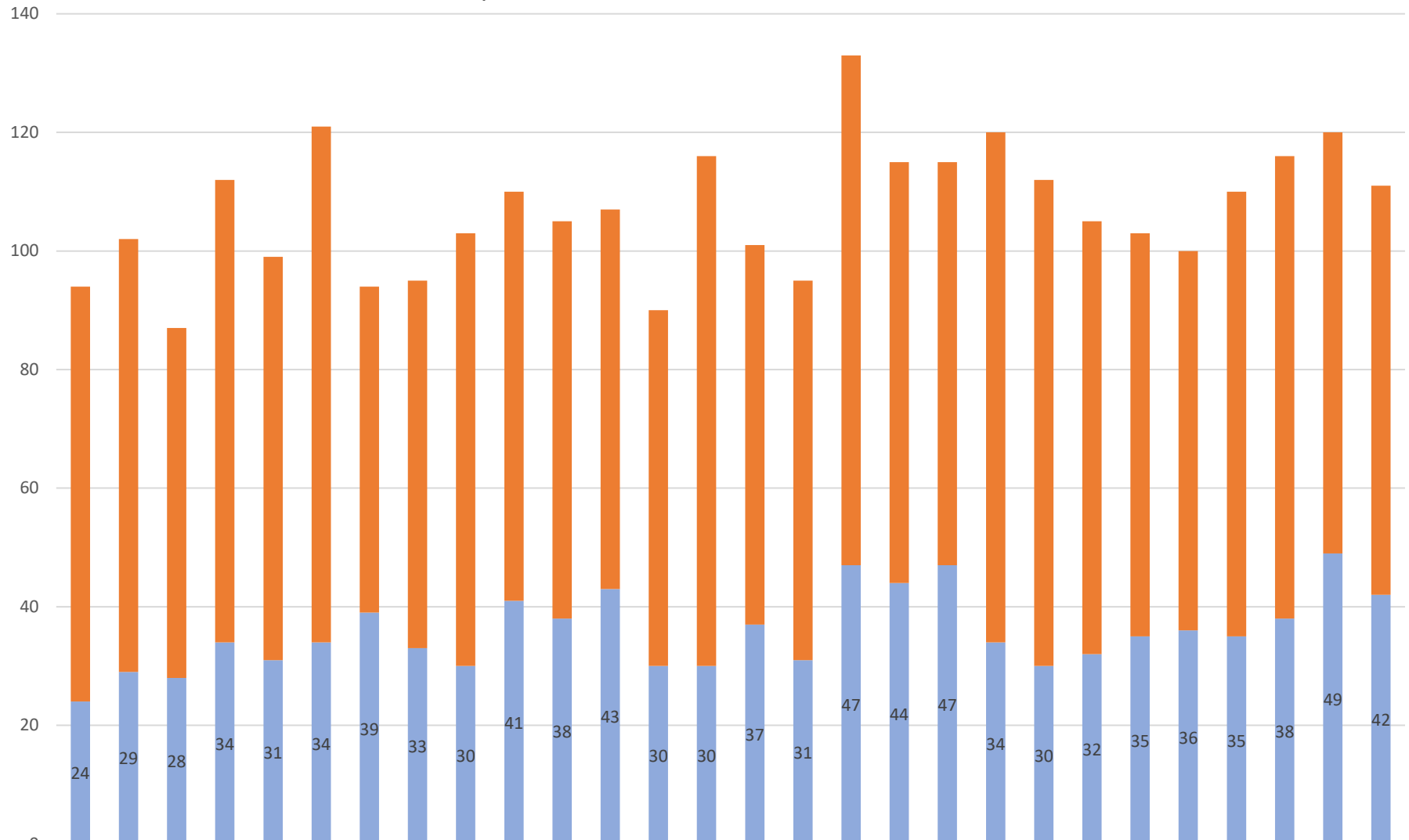
Crisis Data - dates 10/12/25 to 04/25/26



Crisis Data: Ages 0-17 - dates 10/12/25 to 04/25/26



All DCR Dispatches - dates 10/12/25 to 04/25/26



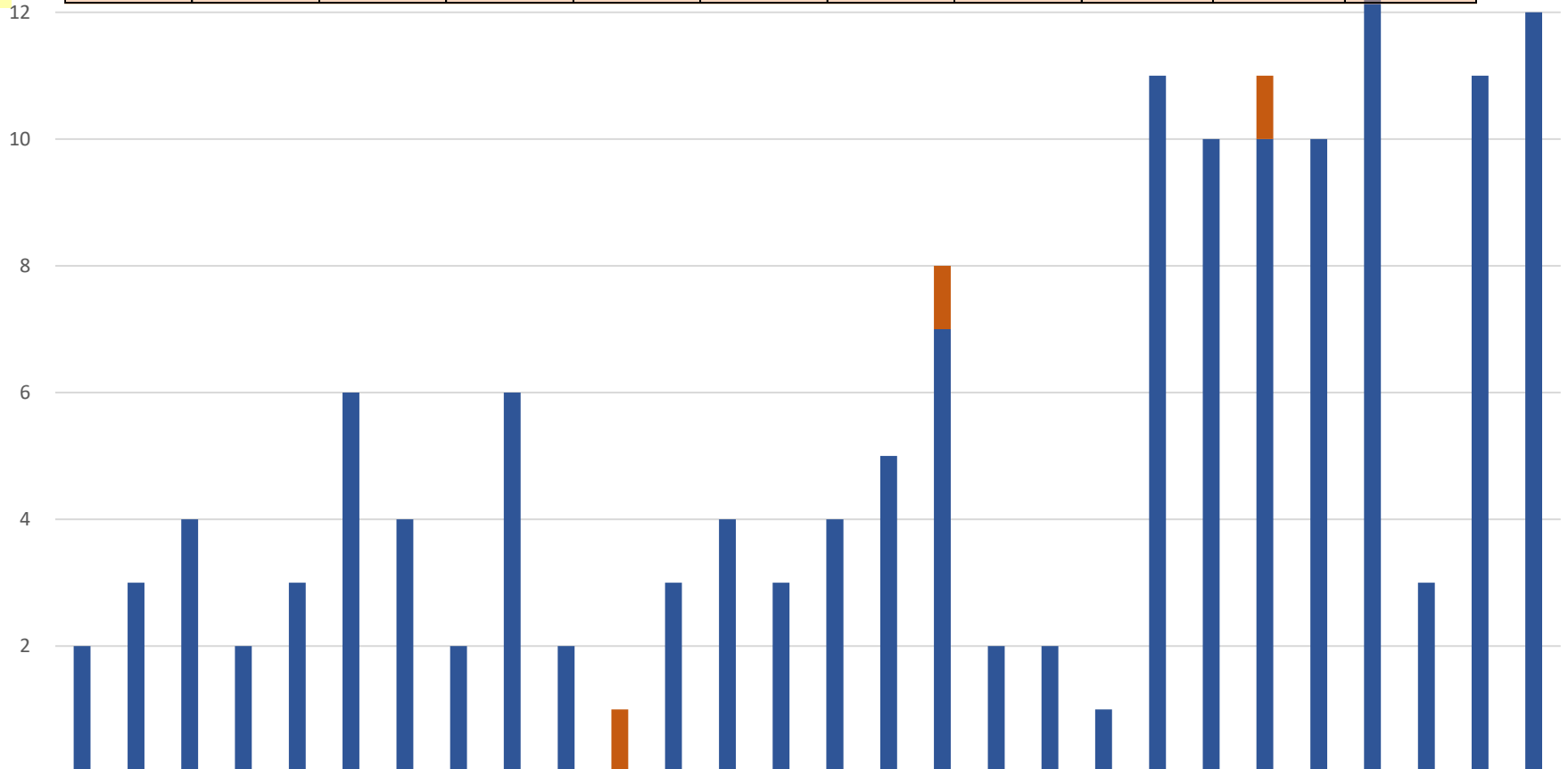
	2025 week 42	2025 week 43	2025 week 44	2025 week 45	2025 week 46	2025 week 47	2025 week 48	2025 week 49	2025 week 50	2025 week 51	2025 week 52	2026 week 01	2026 week 02	2026 week 03	2026 week 04	2026 week 05	2026 week 06	2026 week 07	2026 week 08	2026 week 09	2026 week 10	2026 week 11	2026 week 12	2026 week 13	2026 week 14	2026 week 15	2026 week 16	2026 week 17
dispatch resulting in other outcome	70	73	59	78	68	87	55	62	73	69	67	64	60	86	64	64	86	71	68	86	82	73	68	64	75	78	71	69
dispatch resulting in detention	24	29	28	34	31	34	39	33	30	41	38	43	30	30	37	31	47	44	47	34	30	32	35	36	35	38	49	42

*Telehealth Endorsed Team Services not included (No requirement for Response time) Telehealth Episodes this Period left off this graph: 45

Endorsed Team BH Emergency Episodes (Linked to H2011 Crisis services with ET and UB mod) from 10/12/25 to 04/25/26

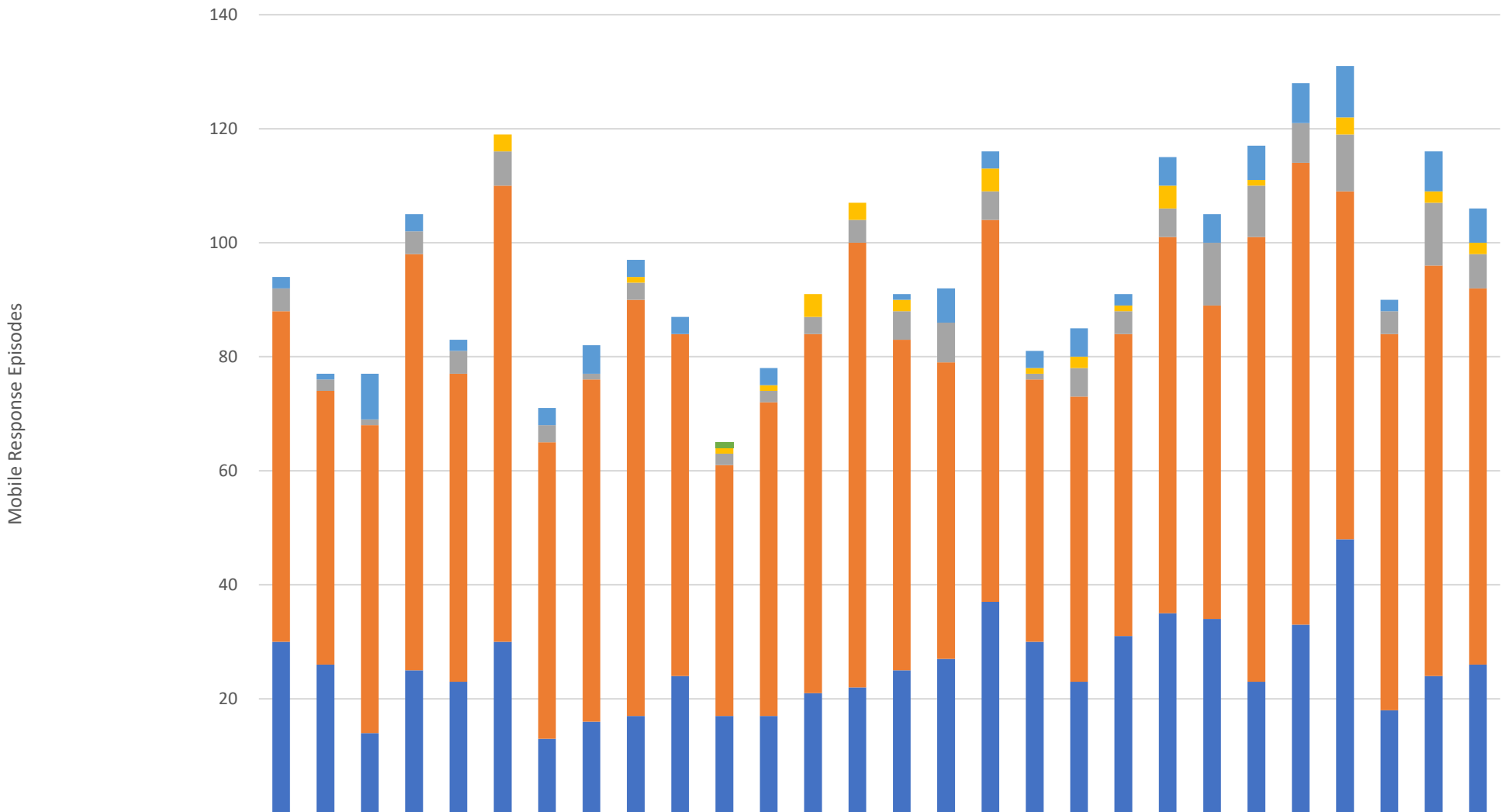
<=15 min to deploy		<=30 min to Arrive		<=20 min to Arrive		<=15 min to deploy				
BH Emergency Rural Met Time Goal	BH Emergency Rural Unmet Time Goal	BH Emergency Suburban Met Time Goal	BH Emergency Suburban Unmet Time Goal	BH Emergency Urban Met Time Goal	BH Emergency Urban Unmet Time Goal	BH Emergency No Service Zip Met Time Goal	BH Emergency No Service Zip Unmet Time Goal	Met Goal	Unmet Goal	Total
52	1	23	1	72	1	-	-	147	3	150
98.1%	1.9%	95.8%	4.2%	98.6%	1.4%			98.0%	2.0%	

Count of Mobile Response BH Emergency Episodes



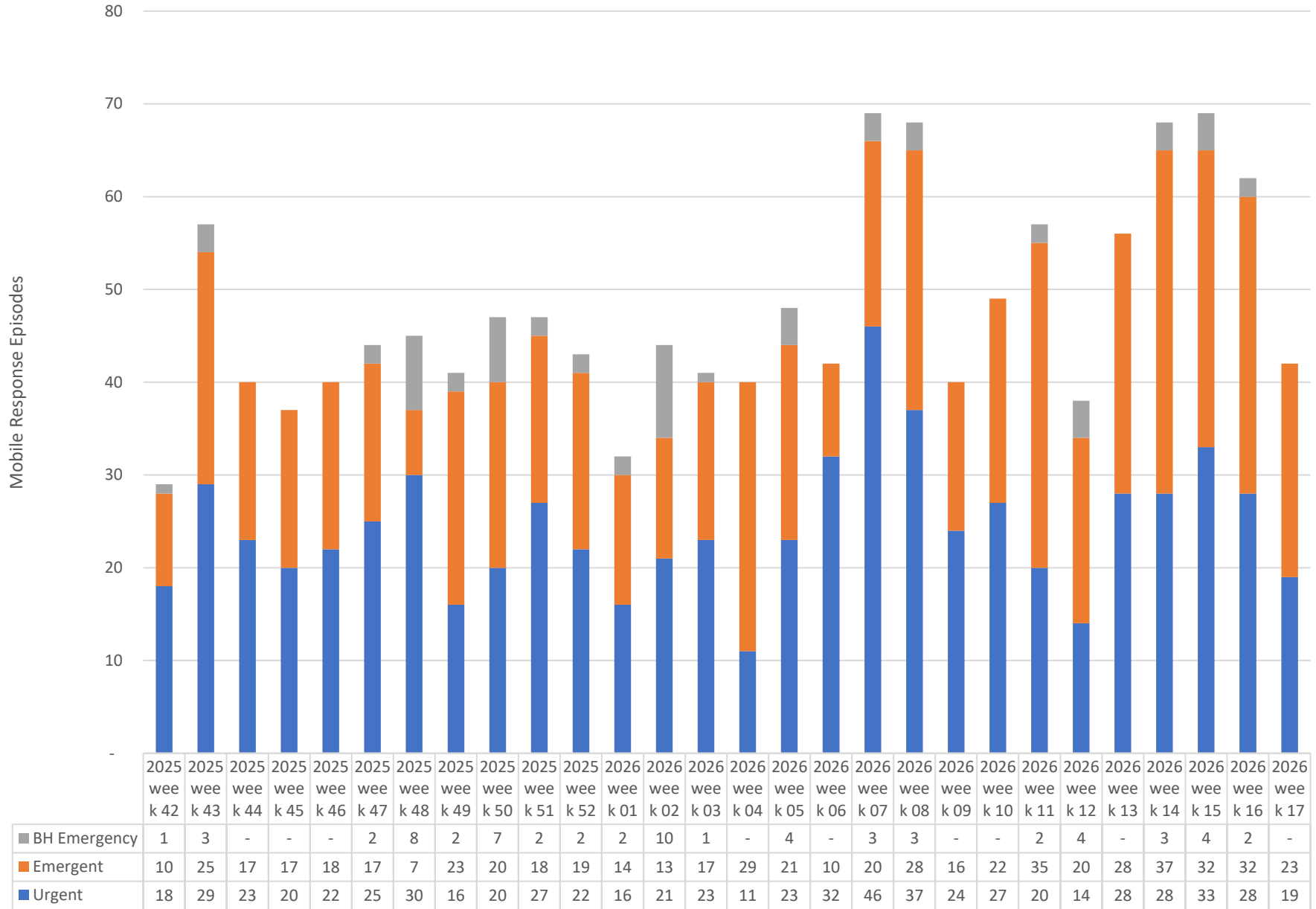
	2025 week 42	2025 week 43	2025 week 44	2025 week 45	2025 week 46	2025 week 47	2025 week 48	2025 week 49	2025 week 50	2025 week 51	2025 week 52	2026 week 01	2026 week 02	2026 week 03	2026 week 04	2026 week 05	2026 week 06	2026 week 07	2026 week 08	2026 week 09	2026 week 10	2026 week 11	2026 week 12	2026 week 13	2026 week 14	2026 week 15	2026 week 16	2026 week 17
Exceeded Time Goal	-	-	-	-	-	-	-	-	-	-	1	-	-	-	-	1	-	-	-	-	-	1	-	-	-	-	-	
Met Time Goal	2	3	4	2	3	6	4	2	6	2	-	3	4	3	4	5	7	2	2	1	11	10	10	10	15	3	11	12

Mobile Response Episodes (Telehealth Not included) from 10/12/25 to 04/25/26

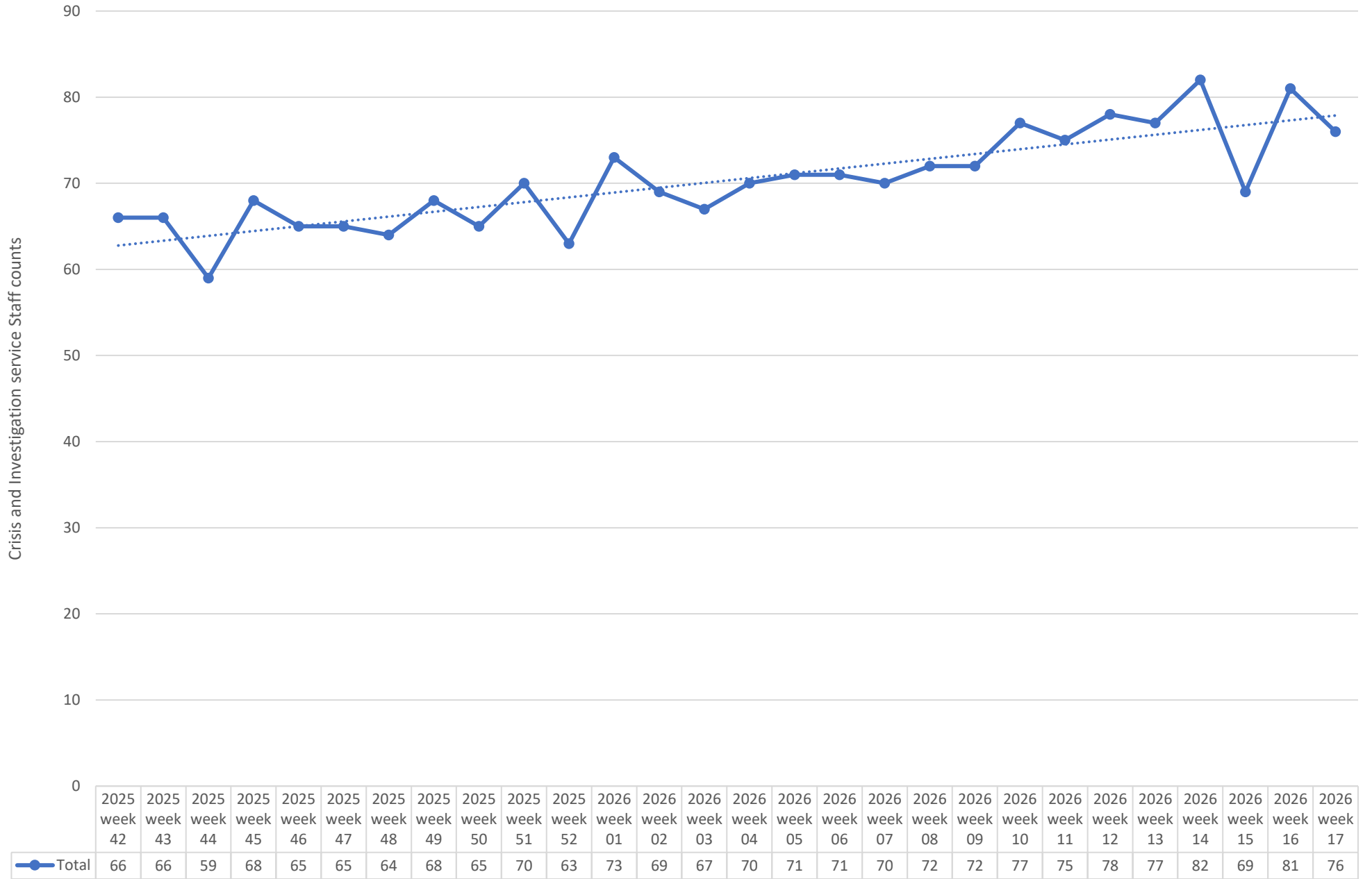


	2025 week 42	2025 week 43	2025 week 44	2025 week 45	2025 week 46	2025 week 47	2025 week 48	2025 week 49	2025 week 50	2025 week 51	2025 week 52	2026 week 01	2026 week 02	2026 week 03	2026 week 04	2026 week 05	2026 week 06	2026 week 07	2026 week 08	2026 week 09	2026 week 10	2026 week 11	2026 week 12	2026 week 13	2026 week 14	2026 week 15	2026 week 16	2026 week 17
BH Emergency No Service Zip	-	-	-	-	-	-	-	-	-	-	1	-	-	-	-	-	-	-	-	-	-	-	-	-	-	-	-	-
BH Emergency Urban	2	1	8	3	2	-	3	5	3	3	-	3	-	-	1	6	3	3	5	2	5	5	6	7	9	2	7	6
BH Emergency Suburban	-	-	-	-	-	3	-	-	1	-	1	1	4	3	2	-	4	1	2	1	4	-	1	-	3	-	2	2
BH Emergency Rural	4	2	1	4	4	6	3	1	3	-	2	2	3	4	5	7	5	1	5	4	5	11	9	7	10	4	11	6
Emergent	58	48	54	73	54	80	52	60	73	60	44	55	63	78	58	52	67	46	50	53	66	55	78	81	61	66	72	66
Urgent	30	26	14	25	23	30	13	16	17	24	17	17	21	22	25	27	37	30	23	31	35	34	23	33	48	18	24	26

Telehealth Mobile Response Episodes Only from 10/12/25 to 04/25/26



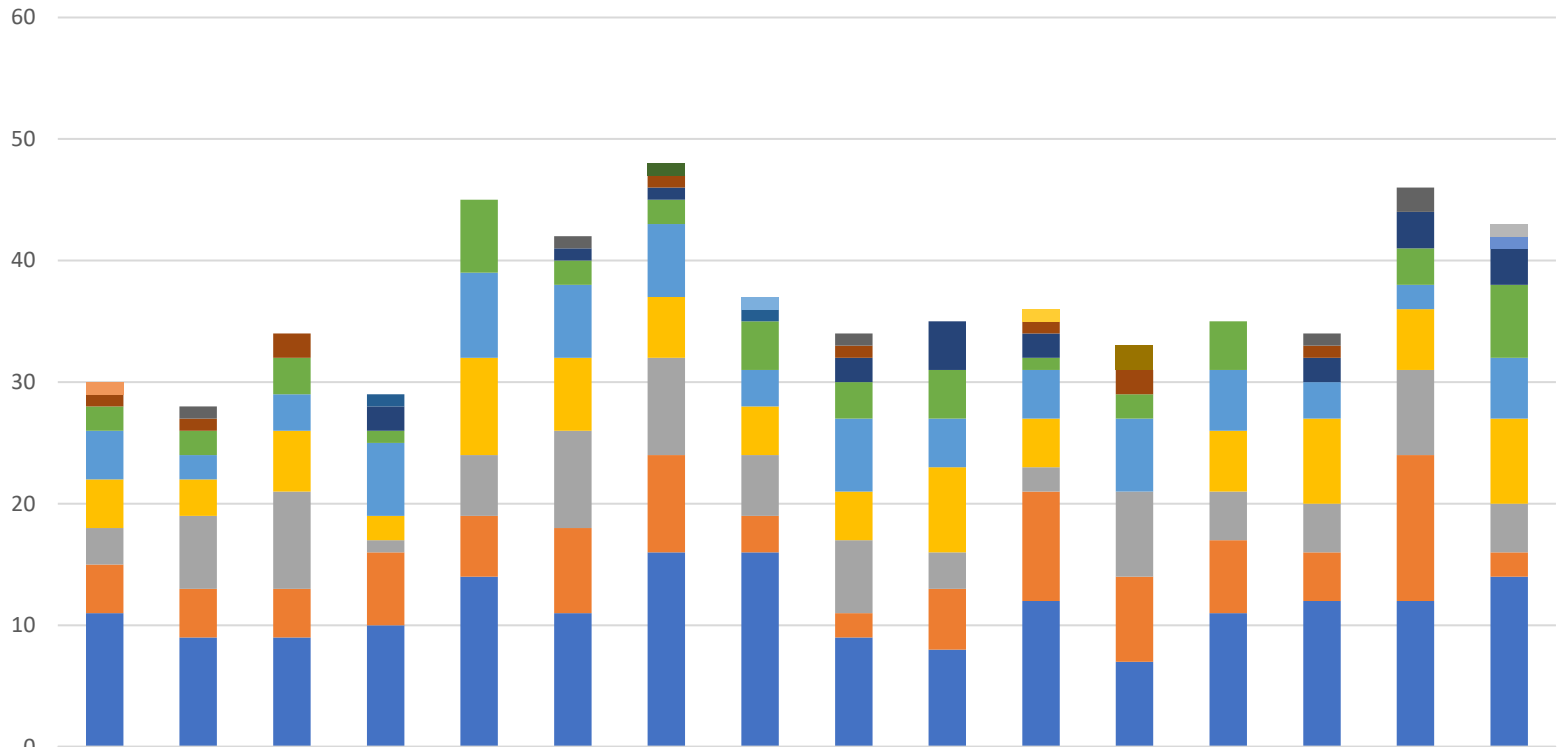
Weekly Staff Count - Staff providing Crisis or Investigation services 10/12/25 to 04/25/26



2026 week 17 ending 01/00/00

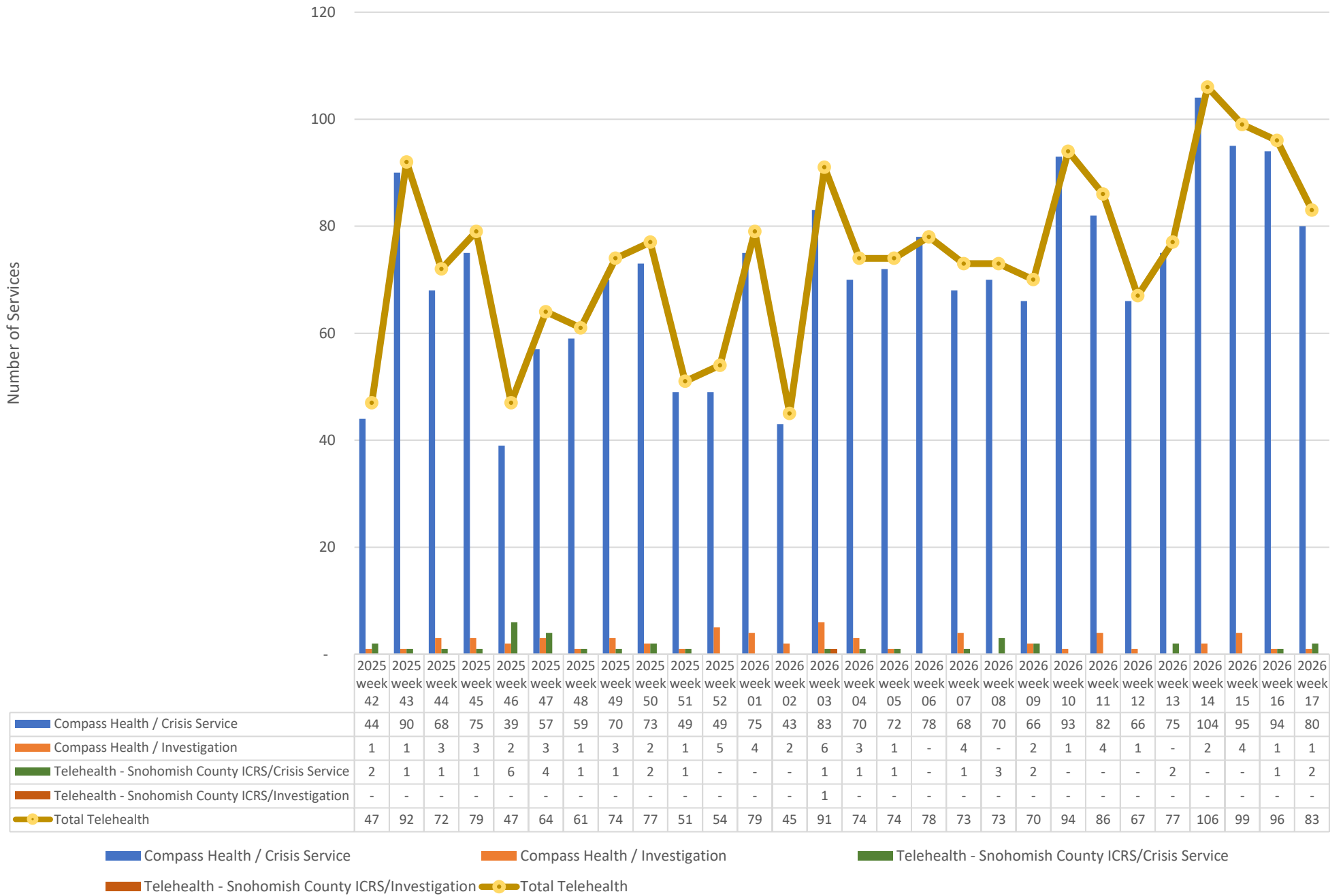
Hospital placement locations (Invol and Vol) - No adjustment has been made for timely data - recent weeks likely low

Count of hospital placement locations in the dispatch record

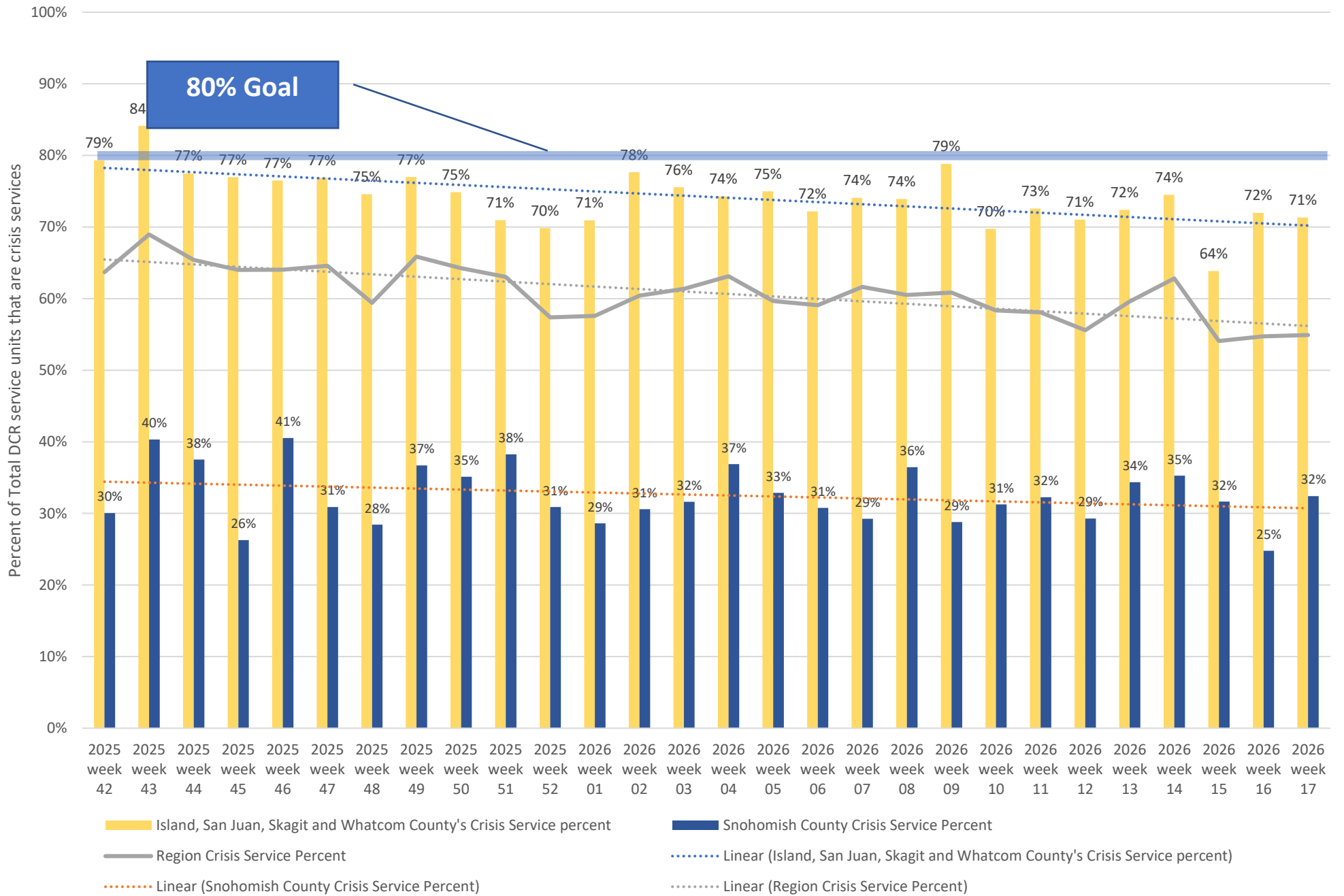


	2026 week 02	2026 week 03	2026 week 04	2026 week 05	2026 week 06	2026 week 07	2026 week 08	2026 week 09	2026 week 10	2026 week 11	2026 week 12	2026 week 13	2026 week 14	2026 week 15	2026 week 16	2026 week 17
St. Joseph Hospital Bellingham								1								
Multicare Behavioral Health Inpatient Services - Auburn											1					
SWEDISH MEDICAL CENTER CHERRY HILL																1
Valley Cities Counseling And Consultation	1															
Western State																1
THURSTON/MASON EandT FACILITY							1									
Swedish Mill Creek				1				1								
PROVIDENCE SACRED HEART MED CNTR AND CHILDRENS HSPTL												2				
Mukilteo		1				1			1					1	2	
ABHS Chehalis	1	1	2				1		1		1	2		1		
Telecare North Sound Evaluation and Treatment				2		1	1		2	4	2			2	3	3
BHC Fairfax Hospital INC	2	2	3	1	6	2	2	4	3	4	1	2	4		3	6
Peacehealth Bellingham	4	2	3	6	7	6	6	3	6	4	4	6	5	3	2	5
SMOKEY POINT BEHAVIORAL HOSPITAL	4	3	5	2	8	6	5	4	4	7	4		5	7	5	7
Skagit Valley Hospital	3	6	8	1	5	8	8	5	6	3	2	7	4	4	7	4
SWEDISH EDMONDS	4	4	4	6	5	7	8	3	2	5	9	7	6	4	12	2
Providence Everett	11	9	9	10	14	11	16	16	9	8	12	7	11	12	12	14

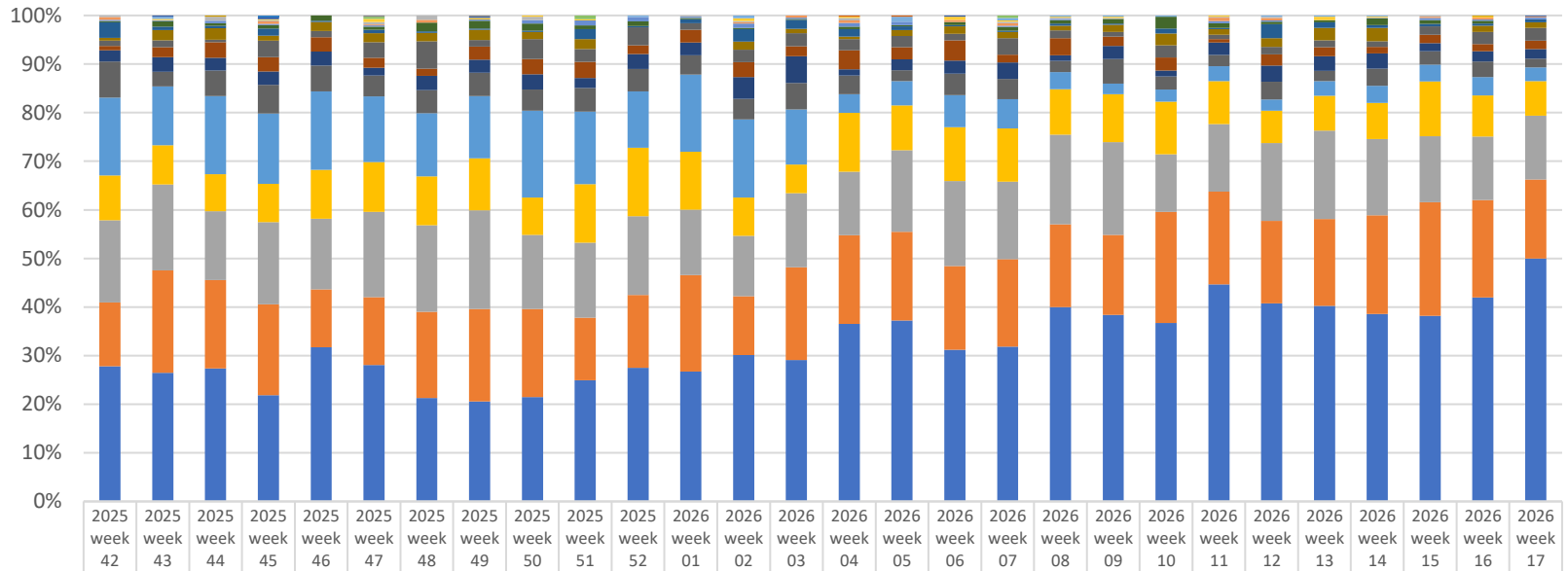
Telehealth only, crisis and investigation services from 10/12/25 to 04/25/26



Crisis Service Unit Percent - Crisis Service units divided by Crisis units + Investigation units

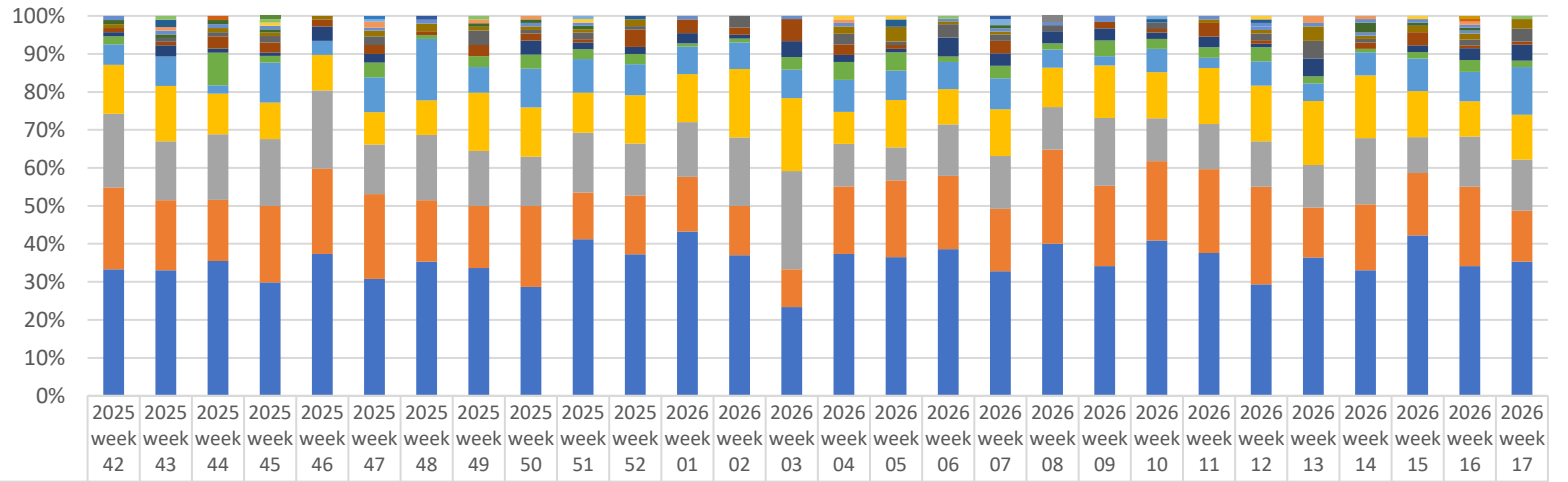


Place of Service -Crisis Services, percent of total by week



	2025 week 42	2025 week 43	2025 week 44	2025 week 45	2025 week 46	2025 week 47	2025 week 48	2025 week 49	2025 week 50	2025 week 51	2025 week 52	2026 week 01	2026 week 02	2026 week 03	2026 week 04	2026 week 05	2026 week 06	2026 week 07	2026 week 08	2026 week 09	2026 week 10	2026 week 11	2026 week 12	2026 week 13	2026 week 14	2026 week 15	2026 week 16	2026 week 17	
Hospice				1																									
Non residential Substance Abuse Treatment Facility			1																								1		
Urgent Care Facility					1		1																						
Community Mental Health Center						1									1	1													
Skilled Nursing Facility		1		2				1									1											1	
Custodial Care Facility					2					3											2								
Nursing Facility		2									1			2							2	1	1	1					
On Campus Outpatient Hospital		1		1		3		1	1	1					1						3	1	1	1					
Psych. Residential	1		3	1	2	3			3			1	1		2					1	1	1		1	1		1		
Temporary Lodging	2			2	1	2								1	2						2	2					1	2	1
Group Home	1	1	2	1		1		1	3	4	3	1	3	1	3	3					1					2	1	2	
Homeless Shelter	1	5	2	3	4	3	6	6	6	3	3	1	1	1	2	1	3	3	3	4	10				2	7	3	3	
Assisted Living Facility	11	3	2	6	1	3	1	1	1	8	1	3	9	8	6	3	1	1	2	1	4	4	1	11	5	3	2	2	3
School	2	9	9	4	7	8	6	8	6	8			6	4	2	5	7	5	4	6	10	5	7	11	14		6	6	
Inpatient Hospital	4	6	2	14	5	14	19	5	17	10	12	5	9	12	9	9	6	13	7	4	10	4	6	6	6	7	12	13	
Unassigned	3	9	12	12	11	9	5	10	13	13	6	10	11	9	15	10	19	6	15	8	11	3	9	8	7	7	7	9	
Inpatient Psychiatric Facility	8	13	10	11	11	7	10	10	13	8	10	10	16	24	5	9	12	13	5	11	5	11	13	13	16	7	10	10	
Prison Correctional Facility	26	13	20	24	20	19	16	18	18	19	15	15	15	24	15	9	20	16	10	21	11	10	14	9	18	11	15	9	
Other Place of Service	56	52	61	59	61	59	44	48	74	58	38	60	57	50	15	20	30	23	15	9	10	13	9	13	18	14	18	14	
Emergency Room Hospital	32	35	29	32	38	45	34	40	32	47	46	45	28	26	47	37	50	42	40	41	44	38	26	31	38	46	40	36	
Home	59	76	54	69	55	77	60	76	63	60	53	51	44	67	51	67	79	61	79	79	61	48	60	62	78	80	55	62	66
Telehealth	46	91	69	76	45	61	60	71	75	50	49	75	43	84	71	73	78	69	73	68	93	82	66	77	104	95	95	82	
Office	97	114	104	89	120	123	72	77	89	97	90	101	107	128	142	149	141	122	171	159	149	192	158	173	197	155	199	252	

Place of Service -Investigations, percent of total by week



	2025 week 42	2025 week 43	2025 week 44	2025 week 45	2025 week 46	2025 week 47	2025 week 48	2025 week 49	2025 week 50	2025 week 51	2025 week 52	2026 week 01	2026 week 02	2026 week 03	2026 week 04	2026 week 05	2026 week 06	2026 week 07	2026 week 08	2026 week 09	2026 week 10	2026 week 11	2026 week 12	2026 week 13	2026 week 14	2026 week 15	2026 week 16	2026 week 17	
Hospice				1																2									
Urgent Care Facility						1																							
Temporary Lodging																											1		
Residential SUD																													
Non residential Substance Abuse Treatment Facility			1																								1		
School							1												1										
Skilled Nursing Facility		1		1					1								1											1	
Custodial Care Facility						1				1								2			1								
Community Mental Health Center				1					1						1	1							1			1			
Nursing Facility		2									1					2					1		1						
On Campus Outpatient Hospital		1				2		1	1						1									2	1		1		
Assisted Living Facility	1	1		1						1					1		1						1	1	1	1	1	1	
Homeless Shelter	1	1	1	1				1	1	1								1							3	1	1		
Psych. Residential			1			1	1		1			1		1				1	1	2			1	1		1	1		
Office	1		1	1	1	2	2	1	1	1	2				2	4	1	1					1	1	4	1	2	2	3
Unassigned		1	1	2		3		4	1	2	1		3		3	1	5	2	2		2		2	5	1		2	4	
Telehealth	1	1	3	3	2	3	1	3	2	1	5	4	2	7	3	1		4		2	1	4	1		2	4	1	1	
Other Place of Service	1	3	1	1	4	3			4	2	2	3	1	5	2	1	7	4	4	4	2	3	1	5		2	4	5	
Group Home	2		8	2		5	1	3	4	3	3	1	1	4	5	5	2	4	2	5	3	3	4	2	1	2	4	2	
Inpatient Hospital	5	8	2	12	4	12	16	7	11	10	9	8	7	9	9	8	10	10	6	3	7	3	7	5	7	10	10	15	
Inpatient Psychiatric Facility	12	15	10	11	10	11	9	16	14	12	14	14	18	23	9	13	13	15	13	17	14	16	16	18	19	14	12	14	
Prison Correctional Facility	18	16	16	20	22	17	17	15	14	18	15	16	18	31	12	9	19	17	14	22	13	13	13	12	20	11	17	16	
Home	20	19	15	23	24	29	16	17	23	14	17	16	13	12	19	21	27	20	31	26	24	24	28	14	20	19	27	16	
Emergency Room Hospital	31	34	33	34	40	40	35	35	31	47	41	48	37	28	40	38	54	40	50	42	47	41	32	39	38	49	44	42	

North Sound BH ASO Walkaway Chart 10/12/25 to 04/25/26



	2024 Week 21	2024 Week 24	2024 Week 25	2024 Week 30	2024 Week 36	2024 Week 37	2024 Week 42	2024 Week 43	2024 Week 45	2024 Week 46	2024 Week 51	2024 Week 53	2025 Week 03	2025 Week 04	2025 Week 05	2025 Week 06	2025 Week 09	2025 Week 11	2025 Week 13	2025 Week 17	2025 Week 19	2025 Week 20	2025 Week 21	2025 Week 23	2025 Week 25	2025 Week 36	2025 Week 47	2025 Week 53	2026 Week 05	2026 Week 09	2026 Week 17
Cascade Valley					1						1						1			1											
Evergreen Monroe						1																									
Island																1															
Island Health																												1			
Island Hospital	1								1																						2
N/A Island County Jail																						1									
N/A San Juan Jail		1																													
Peace Health		1					1	1					1	1								1						1			
Providence																	1														
St. Joes																		1								1					
St. Joes- Bellingham																													1	1	
St. Joseph																			1				1	1							
Swedish Edmonds																							1					1			
United General			1																												
Whidbey Health				1							1		1			1											1				